

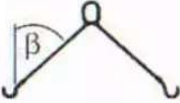
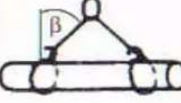

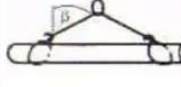






Anschlagketten Güteklasse 10

Neigungswinkel β	-		0°-45°		>45°-60°		0°-45°		->45°-60°	
	-		-		-		-		-	
Ketten-Nenndicke mm										
Tragfähigkeit in kg										
6	1.500	1.200	2.120	1.500	1.500	1.200	3.150	2.250	3.000	2.400
8	2.500	2.000	3.500	2.800	2.500	2.000	5.250	3.750	5.000	4.000
10	4.000	2.500	5.600	4.500	4.000	2.500	8.400	6.000	8.000	6.400
13	6.700	5.350	9.500	7.600	6.700	5.350	11.200	8.000	13.400	10.700
16	10.000	8.000	14.000	11.200	10.000	8.000	21.000	15.000	20.000	16.000
20	16.000	12.800	22.400	17.900	16.000	12.800	33.600	24.000	32.000	25.600