



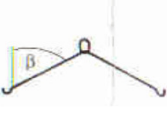
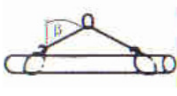
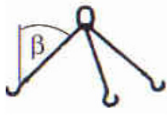





## Anschlagketten Güteklasse 10

| Neigungswinkel $\beta$ | -   | -   | 0°-45°  |  | >45°-60°  |   | 0°-45°  | >45°-60°  | -   | -   |
|------------------------|---|---|---|--|---|---|---|---|---|---|
| Ketten-Nenndicke mm    |  |  |  |  |  |  |  |  |  |  |
| Tragfähigkeit in kg    |   |   |   |  |   |   |   |   |   |   |
| 6                      | 1.500   | 1.200   | 2.120   | 1.500  | 1.500   | 1.200   | 3.150   | 2.250   | 3.000   | 2.400   |
| 8                      | 2.500   | 2.000   | 3.500   | 2.800  | 2.500   | 2.000   | 5.250   | 3.750   | 5.000   | 4.000   |
| 10                     | 4.000   | 3.200   | 5.600   | 4.500  | 4.000   | 3.200   | 8.400   | 6.000   | 8.000   | 6.400   |
| 13                     | 6.700   | 5.350   | 9.500   | 7.600  | 6.700   | 5.350   | 11.200  | 8.000   | 13.400  | 10.700  |
| 16                     | 10.000  | 8.000   | 14.000  | 11.200   | 10.000  | 8.000   | 21.000  | 15.000  | 20.000  | 16.000  |
| 20                     | 16.000  | 12.800  | 22.400  | 17.900   | 16.000  | 12.800  | 33.600  | 24.000  | 32.000  | 25.600  |