

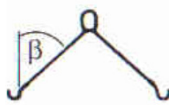
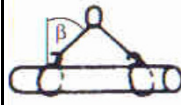
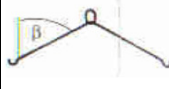
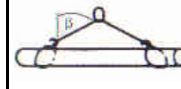
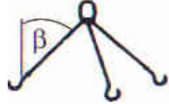





Anschlagseile mit Fasereinlage

Neigungswinkel β	-	-	0°-45°		>45°-60°		0°-45°	>45°-60°	-	-
										
Seil-Nenn-Ø mm										
Tragfähigkeit in kg										
8	700	560	950	800	700	560	1450	1050	1400	1100
10	1000	800	1400	1100	1000	800	2100	1500	2000	1600
12	1500	1200	2100	1700	1500	1200	3200	2300	3000	2400
14	2000	1600	2800	2200	2000	1600	4200	3000	4000	3200
16	2700	2150	3800	3000	2700	2150	5700	4000	5400	4300
18	3150	2500	4400	3500	3150	2500	6600	4700	6300	5000
20	4000	3200	5600	4500	4000	3200	8400	6000	8000	6400
22	5000	4000	7000	5600	5000	4000	10500	7500	10000	8000
24	6300	5000	8800	7000	6300	5000	13200	9400	12600	10000
26	7000	5600	9800	7800	7000	5600	14700	10500	14000	11200
28	8000	6400	11200	9000	8000	6400	16800	12000	16000	12800
32	11000	8800	15400	12300	11000	8800	23000	16500	22000	17600
36	14000	11200	19000	15700	14000	11200	29000	21000	28000	22400
40	17000	13600	23500	19000	17000	13600	36000	26000	34000	27200
44	21000	16800	29000	23500	21000	16800	44000	31500	42000	33600
48	25000	20000	35000	28000	25000	20000	52000	37000	50000	40000